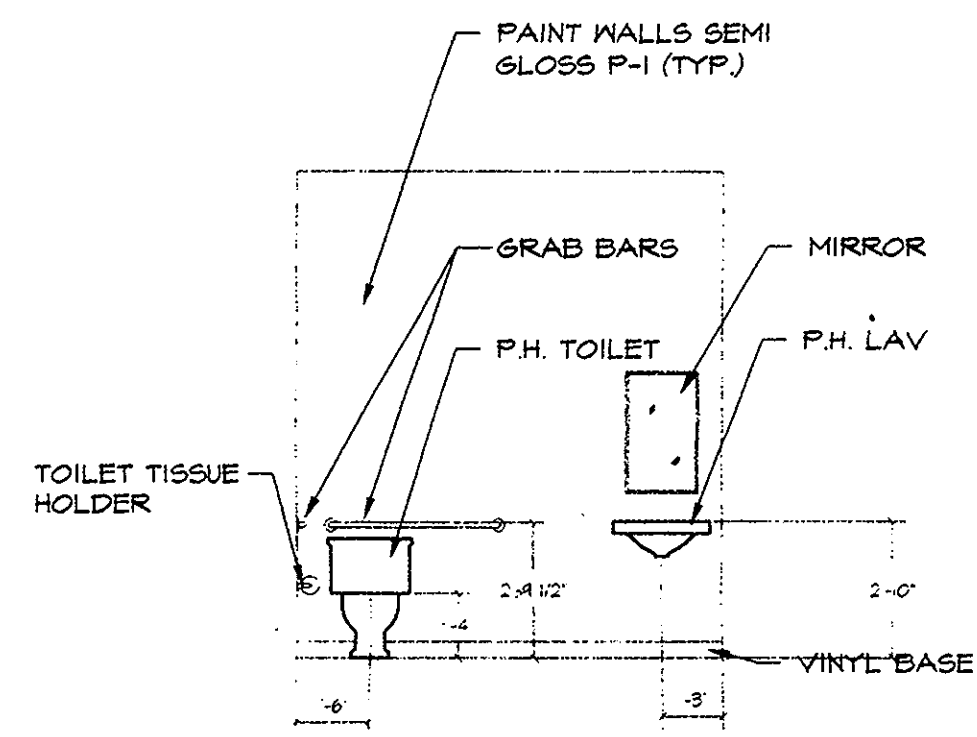
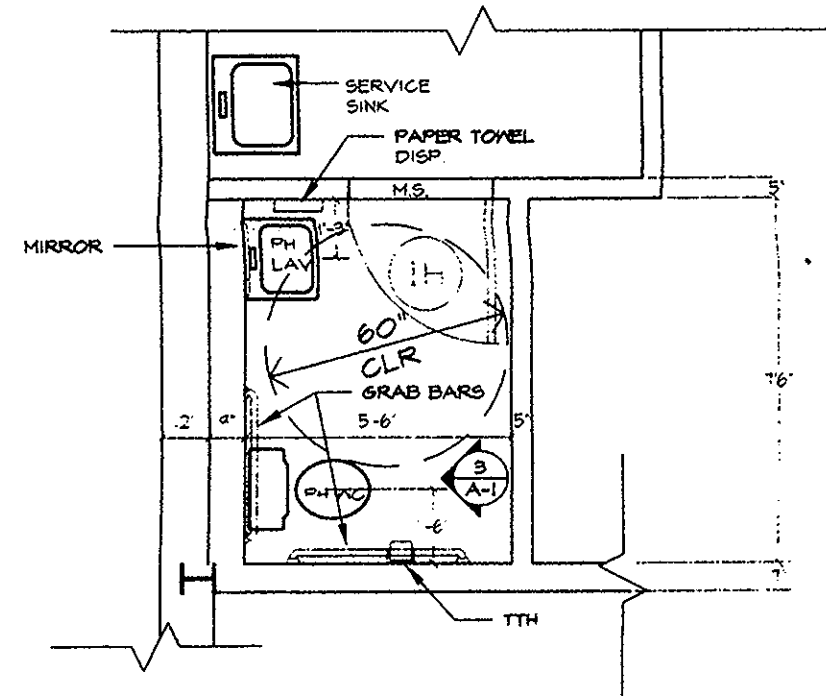


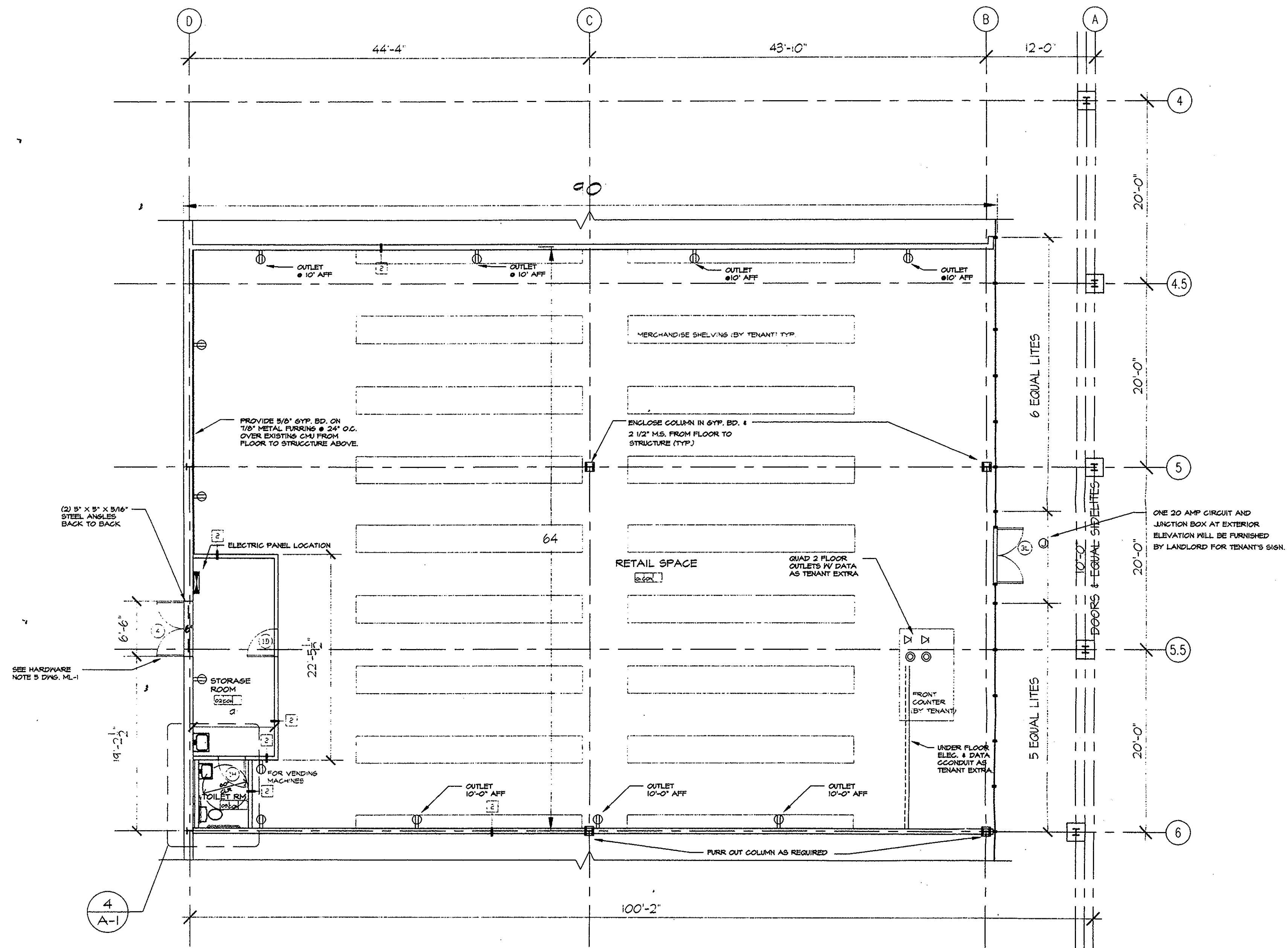
2
A-1
PLUMBING RISER
NOT TO SCALE



3
A-1
TOILET ROOM ELEVATION
1/4" = 1'-0"



4
A-1
ENLARGED TOILET ROOM PLAN
1/4" = 1'-0"



1
A-1
CONSTRUCTION PLAN
1/8" = 1'-0"

ELECTRIC NOTES:
 LANDLORD SHALL PROVIDE A SEPARATELY METERED ELECTRICAL SERVICE. SERVICE SHALL BE WIRED TO A BRANCH SERVICE PANEL LOCATED AS INDICATED ON THE DRAWINGS. BASE SERVICE TO THE PANEL SHALL BE 200 AMPS MIN. 20/208 OR 100 AMPS 277/480.

Approved
Anton Gunkovitch
 7/13/98

WSJS ARCHITECTS
 155 NEW YORK AVE., HUNTINGTON, N.Y.
 (516) 351-1999

ARCHITECTURE INTERIORS PLANNING

THESE PLANS ARE AN INSTRUMENT OF SERVICE AND ARE THE PROPERTY OF THE ARCHITECT. INFRINGEMENTS WILL BE PROSECUTED.

THE CONTRACTOR SHALL VERIFY ALL FIELD CONDITIONS AND BE RESPONSIBLE FOR FIELD FIT AND QUANTITY OF WORK. NO ALLOWANCES SHALL BE MADE IN BEHALF OF THE CONTRACTOR FOR ANY ERROR OR NEGLECT ON HIS PART.

WILLIAM SCHERER AI 01111
 JOHN SEIBERT AI 1929

CERT. NO.

PROJECT NAME
 PROPOSED LEASED AREA FOR
**MONTY'S EVERYTHING
 FOR \$.99 STORE**

MARKETPLACE @ MANVILLE
 SOMMERSET, NEW JERSEY

DRAWING TITLE
**FIXTURING
 AND
 CONSTRUCTION
 PLAN**

DRAWN BY CK DRAWING NUMBER

CHKD BY JS

DATE 6/23/98

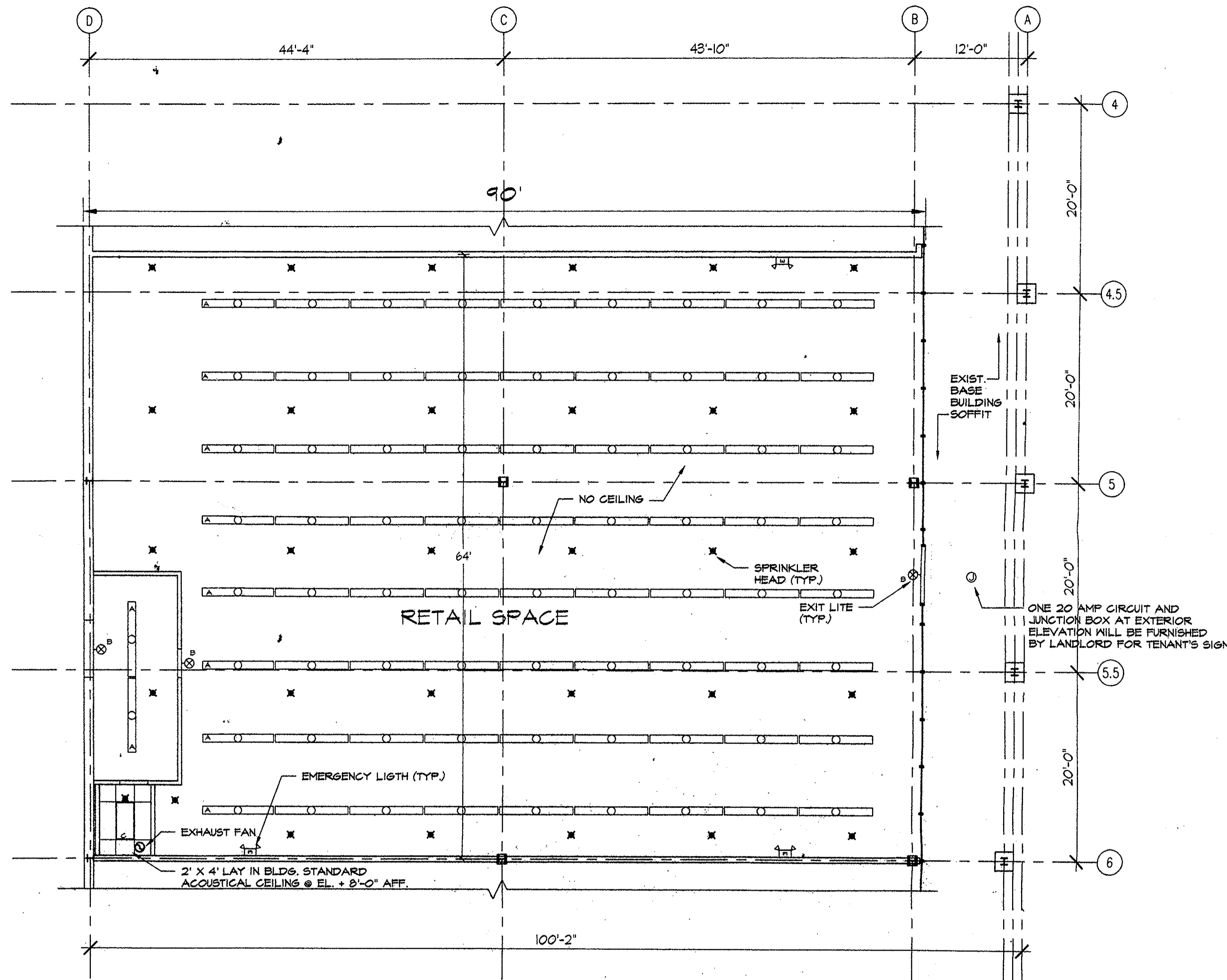
PROJ #

SCALE 1/8"=1'-0"

A-1

SPRINKLER NOTES

1. ALL SPRINKLER SYSTEM WORK AND MATERIALS SHALL CONFORM WITH LOCAL CODES, THE NATIONAL FIRE CODE, NFPA 13, AND THE BOCA BASIC BUILDING CODE.
2. ALL SPRINKLER SYSTEM WORK SHALL BE PERFORMED BY A QUALIFIED CONTRACTOR LICENSED TO PERFORM WORK AS REQUIRED BY LOCAL ORDINANCES.
3. THE SCOPE OF WORK SHALL INCLUDE BUT IS NOT LIMITED TO THE FOLLOWING:
 - A. SHOP DRAWINGS AND SAMPLE APPROVALS ARE TO BE CERTIFIED BY SEAL AND SIGNATURE OF A LICENSED PROFESSIONAL ENGINEER.
 - B. REMOVAL OF DEBRIS AND SURPLUS MATERIAL.
 - C. CLEANING.
 - D. SUPERVISION.
 - E. PERMITS, FEES, SUBMITTALS AND APPROVALS BY REGULATORY AGENCIES HAVING JURISDICTION INCLUDING THE TOWN OF HUNTINGTON FIRE MARSHALLS OFFICE.
 - F. INSURANCE.
 - G. GUARENTEE.
 - H. CUTTING.
 - I. PROVIDE PIPE AND FITTING AS REQUIRED.
 - J. PROVIDE VALVES AS REQUIRED.
 - K. PROVIDE HANGERS, INSERTS, SUPPORTS AND ANCHORS AS REQUIRED.
 - L. SPRINKLERS.
 - M. PROVIDE ALL REQUIRED GHAUSES AND TRIM PIECES.
 - N. TESTING.
 - O. PROVIDE COORDINATION WITH THE UTILITY CO. AS REQUIRED.
 - P. IDENTIFICATION OF EQUIPMENT, PIPE AND VALVES AS REQUIRED.
 - Q. MODIFICATIONS AND ADDITION TO EXISTING EQUIPMENT, PIPING, ETC.
 - R. COORDINATION WITH THE OTHER TRADES.
4. THE CONTRACTOR SHALL VISIT THE SITE TO EXAMINE AND VERIFY EXISTING CONDITIONS PRIOR TO THE SUBMISSION OF A BID PROPOSAL. NO ALLOWANCE SHALL BE MADE FOR THE FAILURE TO COMPLY WITH THESE REQUIREMENTS AND A BID PROPOSAL SHALL BE CONSTRUED AS EVIDENCE THAT HE HAS DONE SO.
5. SPRINKLERS SHALL BE NEW, CURRENT ISSUE, APPROVED SPRAY TYPE, WITH 1/2" NOMINAL DISCHARGE ORIFICE. SPRINKLERS SHALL BE OF THE SEMI RECESSED TYPE.
6. ANY AND ALL WORK WHICH IS REQUIRED TO BE PERFORMED TO THE EXISTING SPRINKLER SYSTEM DUE TO THE NEW SPRINKLER SYSTEMS REQUIREMENTS SHALL BE INCLUDED WITHIN THE SCOPE OF THE WORK WHETHER INDICATED OR NOT.
7. THE AUTOMATIC SPRINKLER SYSTEM SHALL BE FULLY INTEGRATED WITH THE FIRE DETECTION AND ALARM SYSTEM AS REQUIRED BY CODE.
8. THE CONTRACTOR SHALL COORDINATE ALL REQUIRED SHUTDOWNS WITH THE BUILDING OWNER. THE CONTRACTOR SHALL PROVIDE ANY REQUIRED PIPING VALVES ETC. TO PROVIDE FULL TEMPORARY AUTOMATIC SPRINKLER PROTECTION FOR THE REMAINING AREAS OUTSIDE OF THE WORK AREA DURING THE CONSTRUCTION PERIOD.



Approved
Antonio Gruberich
 7/13/98

WSJS ARCHITECTS
 755 NEW YORK AVE., HUNTINGTON, N.Y.
 (516) 351-1999

ARCHITECTURE INTERIORS PLANNING

THESE PLANS ARE AN INSTRUMENT OF SERVICE AND ARE THE PROPERTY OF THE ARCHITECT. INFRINGEMENTS WILL BE PROSECUTED.
 THE CONTRACTOR SHALL VERIFY ALL FIELD CONDITIONS AND BE RESPONSIBLE FOR FIELD FIT AND QUANTITY OF WORK. NO ALLOWANCES SHALL BE MADE IN BEHALF OF THE CONTRACTOR FOR ANY ERROR OR NEGLECT ON HIS PART.

WILLIAM SCHERER AI 09771
 JOHN SEIFERT AI 13218
 CERT. NO.

PROJECT NAME
PROPOSED LEASED AREA FOR MONTY'S EVERYTHING FOR \$.99 STORE
 MARKETPLACE @ MANVILLE SOMMERSET, NEW JERSEY

DRAWING TITLE
REFLECTED CEILING PLAN

DRAWN BY *ck* DRAWING NUMBER
 CHKD BY *js*
 DATE *6/24/98*
 PROJ #
 SCALE *1/8"=1'-0"* **A-2**

LIGHTING FIXTURE SCHEDULE

MARK	DESCRIPTION	MANUFACTURER	MODEL #	LAMP	REMARKS
A	1' X 8' LAY IN FLUORESCENT FIXTURE	HUBBELL	RD946LFBW-14-51		
B	EXIT LIGHTS		EX-1-R		
C	LANDLORD TO PROVIDE 2' X 4' FOUR TUBE FLUORESCENT LIGHT FIXTURES W/ ENERGY SAVING BALLASTS INSTALLED IN CEILING GRID.				BY LANDLORD
DR	SAME AS B EXCEPT RECYCLE HEADS	HUBBELL	F5610		
E	EMERGENCY LIGHTS SOLID STATE AUTOMATIC TWO HEAD UNIT	HUBBELL	HP12-100		

REFLECTED CEILING PLAN

1
 A-2

1/8" = 1'-0"

NOTE: THE COST DIFFERENTIAL BETWEEN THE LIGHTING AS SHOWN & THE BUILDING STANDARD IS TO BE THE RESPONSIBILITY OF THE TENANT.

REFLECTED CEILING NOTES

1. PROVIDE NEW SUSPENDED GYPSUM BOARD CEILING AT THE TOILET ROOMS AS SHOWN