

23 EQUIPMENT & FLOOR PLAN - NEW CONSTRUCTION
SCALE: 1/4"=1'-0"

GENERAL NOTES:

A. ALL ITEMS TAGGED WITH "REL" WILL BE RELOCATED FROM DEMOLITION.

B. REFER TO PANERA REMODEL MANUAL OR SHEET A-4.1 FOR EQUIPMENT SCHEDULE & EQUIPMENT SCHEDULE NOTES AND FURNITURE SCHEDULE & WOOD/STEEL SCHEDULE.

C. FIELD VERIFY BOOTH DIMENSIONS PRIOR TO FABRICATION.

D. REFER TO SHEET A-4.8 IN THE PANERA REMODEL MANUAL FOR G2 FURNITURE UPHOLSTERY FINISH LEGEND; USED FOR "_F_" (FABRIC) TAGS ON THIS PLAN.

E. ALL DIMENSIONS NOTED ARE FROM FACE OF DRYWALL TO FACE OF DRYWALL.

F. BOOTH/BANQUETTE SEATING SUPPLIED BY FURNITURE SUPPLIER. INSTALLED BY G.C. BASES TO COVER FLOOR TRANSITIONS. G.C. TO APPLY VINYL BASE TO ALL TOE KICKS UPON INSTALLATION.

G. MECHANICAL, PLUMBING, ELECTRICAL & FIRE SUPPRESSION DISCIPLINES SHALL BE DESIGN-BUILD.

H. G.C. TO PROVIDE NEW SUBSTRATE AT ANY DEMOLISHED FLOORING AREAS AS REQUIRED TO RECEIVE NEW FLOOR FINISH. ALL SUBSTRATE TO BE FLUSH WITH THE ADJACENT SUBSTRATE SURFACES.

K. G.C. TO SUPPLY & INSTALL 1" CLEAR ACRYLIC CORNER GUARD FROM BASE TO 8"-0" A.F.F. PROVIDE ON ALL OUTSIDE CORNERS IN PUBLIC AREAS OF THE CAFE. CORNER GUARDS ARE TO BE MECHANICALLY FASTENED W/ SATIN ALUM BRADS AS REQUIRED.

L. REFER TO SHEET A-4.6 OF THE PANERA REMODEL MANUAL FOR WALL CONSTRUCTION DETAILS.

M. PREP, SAND AND REFINISH CHAIR RAIL & WOOD SILL AS NEEDED THROUGHOUT PUBLIC SPACES FOR LIKE NEW CONSTRUCTION. FINISH TO MATCH EXISTING.

REFER TO THE PANERA REMODEL MANUAL FOR DETAILS, SCHEDULES AND ADDITIONAL INFORMATION.

KEYED NOTES:

GENERAL:

1.2 CARPET TILE TRANSITION. SEE REMODEL MANUAL DETAIL 7/A4.6

CASEWORK/EQUIPMENT:

2.1 INSTALL NEW CASEWORK DOORS ON EXISTING HOT/COLD BEVERAGE BAR. FINISH TO MATCH EXISTING CASEWORK.

2.2 SAND, REPAIR & RE-STAIN WOOD EDGE ON ALL BAKERY, CONSOLIDATION, HOT & COLD BEVERAGE STATIONS COUNTERTOP. PROVIDE THREE COATS OF POLYURETHANE.

2.4 REPLACE MONITOR SHROUDS AT SERVICE LINE. 3 LOCATIONS VERIFY IN FIELD.

2.5 PATCH AND REPAIR ALL BLEMISHES TO EXIST WOOD KICKS IN BOOTHS. REFINISH TO LIKE NEW CONDITION.

2.6 NEW TRASH AND BUSSING.

2.7 INSTALL NEW G2 SHROUD AT ESPRESSO BAR

FURNITURE/ACCESSORIES:

3.1 REUPHOLSTER AND REINSTALL EXISTING BANQUETTE BACK IN ORIGINAL LOCATION.

3.2 BOOTH/BANQUETTE SEATING SUPPLIED BY FURNITURE SUPPLIER. INSTALLED BY G.C. BASES TO COVER FLOOR TRANSITIONS. G.C. TO APPLY VINYL BASE TO ALL TOE KICKS UPON INSTALLATION. PROVIDE FINISHED END PANEL AT ALL OPEN ENDS.

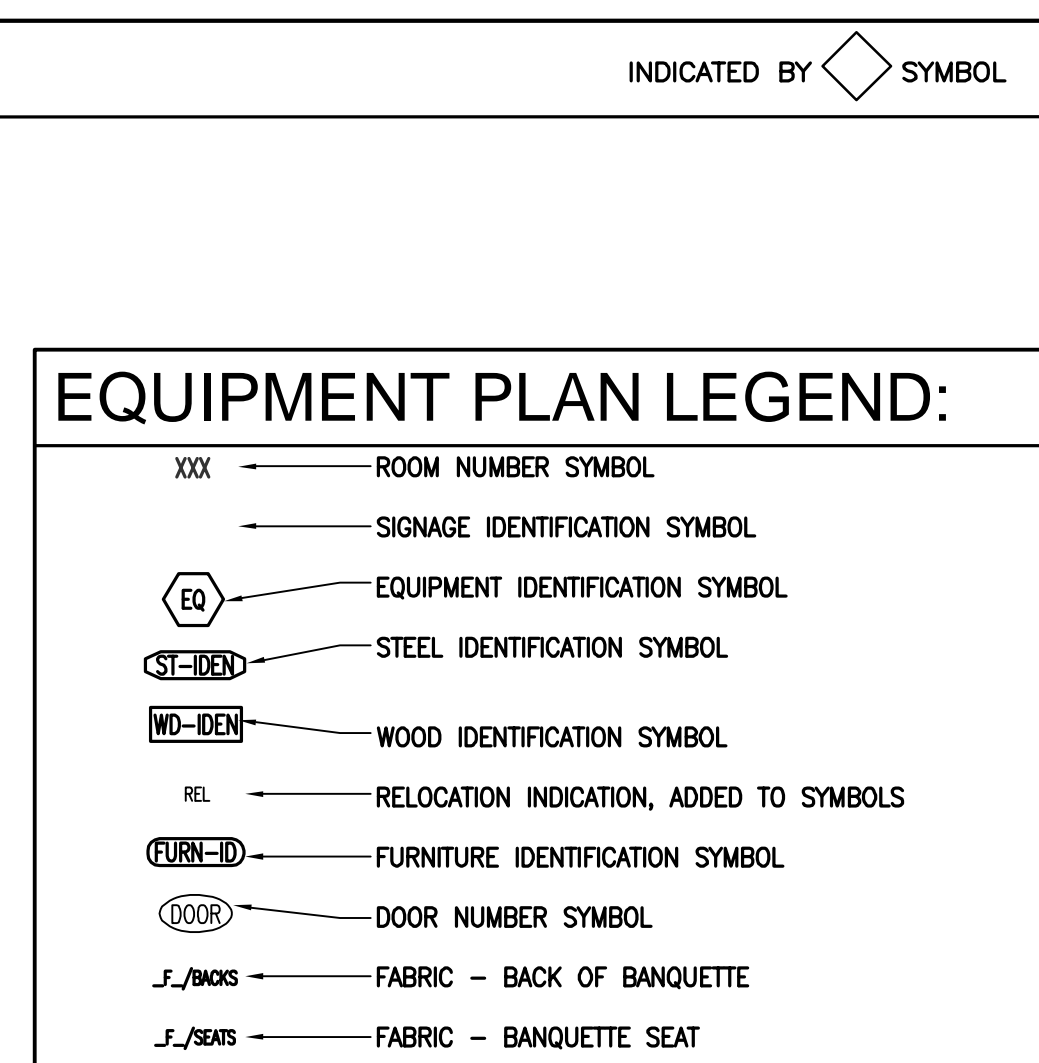
3.3 NEW LAMINATE TOP ON EXISTING BASE

WALLS/EQUIPMENT/PROTECTION:

6.1 REFINISH EXISTING WOOD DOOR. REFER TO PANERA REMODEL MANUAL. INSTALL NEW LARGER KICKPLATE

6.2 INSTALL NEW PAPER TOWEL DISPENSER. INSTALL ALL ASSOCIATED SIGNAGE. PROVIDE ELEC. POWER AS REQUIRED

6.3 NEW TOILET PARTITIONS AND ACCESSORIES TO MATCH EXISTING LAYOUT AND FINISHES.



CAFE INFORMATION

DESIGN TYPE: G 1.5 (LIGHT)

PALETTE: WARM

NO. OF INTERIOR SEATS:	
EXISTING	PROPOSED
105	105

NO. OF EFFECTIVE SEATS:	
EXISTING	PROPOSED
80	84

SIGNATURE APPROVAL: DATE:

JVP/AREA DIR.: Tom Kelleher

OPERATIONS: Todd Thornhill

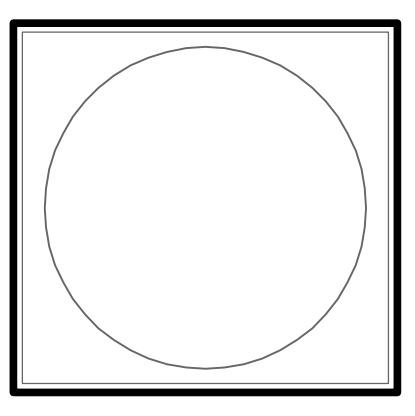

MARKETING: Rhema Hernandez

BAKERY GROUP: Bob McQuay

VP/DIR. DESIGN: Bipin Patel

CPM: Anthony Disanza

BAKERY CAFE: #900
G2: (areas affected)
G1.5: (areas affected)
PROTOTYPE UPDATE: 2015-01



BAKERY CAFE #900
LIMITED SCOPE REMODEL
132 UNIVERSAL DRIVE NORTH
NORTH HAVEN, CT 06473

Panera BREAD.

REVISION

NO.	DESCRIPTION

ISSUE DATE: 11-12-10
PROJECT NUMBER: 101
DRAWN BY: JDR
DPM: PS
CPM: AD

SHEET NO: A-2.1
ARCH. & EQUIPMENT PLAN
NEW CONSTRUCTION
FILE: 896_A-2.1.dwg